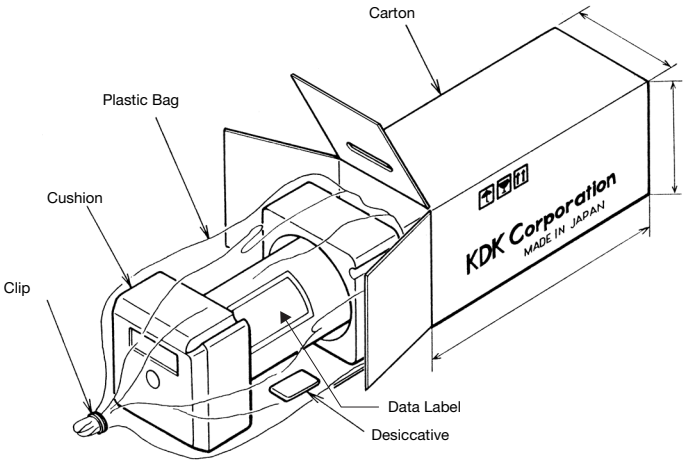
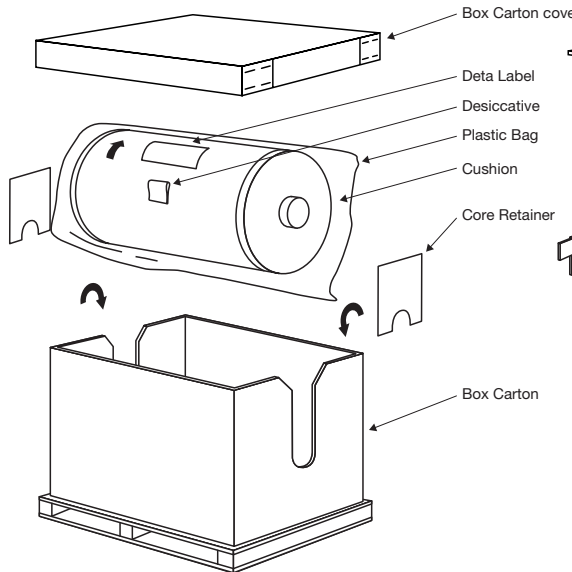
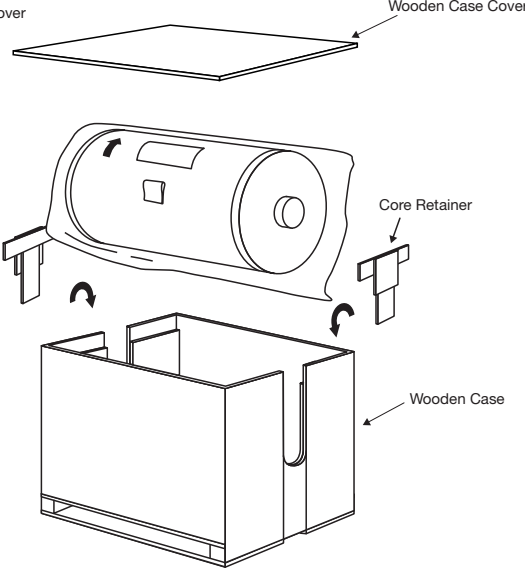


5-2 Packing Methods

Size of Roll	Packing Method
<p>Small Size Roll</p>	 <p>The diagram shows a small size roll being packed into a carton. The roll is secured with a clip and placed inside a plastic bag. A cushion is used for padding, and a desiccative is included. A data label is attached to the roll. The carton is labeled 'KDK Corporation MADE IN JAPAN'.</p>
<p>Medium Large Size Roll</p>	<div style="display: flex; justify-content: space-around;"> <div style="text-align: center;"> <p>Carton</p>  <p>The diagram shows the roll being packed into a box carton. Components include a box carton cover, data label, desiccative, plastic bag, cushion, and core retainer. The final assembly is secured with a band and labeled with 'KDK' and a data label (certificate).</p> </div> <div style="text-align: center;"> <p>Wooden Case</p>  <p>The diagram shows the roll being packed into a wooden case. Components include a wooden case cover, data label, desiccative, plastic bag, cushion, and core retainer. The final assembly is secured with a band and labeled with 'KDK' and a data label (certificate).</p> </div> </div>